

# Upgrading BGAN Software

Version 1.0

01.02.06

[www.inmarsat.com](http://www.inmarsat.com)

Whilst the above information has been prepared by Inmarsat in good faith, and all reasonable efforts have been made to ensure its accuracy, Inmarsat makes no warranty or representation as to the accuracy, completeness or fitness for purpose or use of the information. Inmarsat shall not be liable for any loss or damage of any kind, including indirect or consequential loss, arising from use of the information and all warranties and conditions, whether express or implied by statute, common law or otherwise, are hereby excluded to the extent permitted by English law. INMARSAT is a trademark of the International Mobile Satellite Organisation, Inmarsat LOGO is a trademark of Inmarsat (IP) Company Limited. Both trademarks are licensed to Inmarsat Global Limited. © Inmarsat Global Limited 2005. All rights reserved.



# Contents

## Upgrading software via BGAN LaunchPad

I.1	Upgrading BGAN LaunchPad	Page 3
I.2	Downloading terminal firmware	Page 8
I.3	Accessing other software including drivers	Page 8

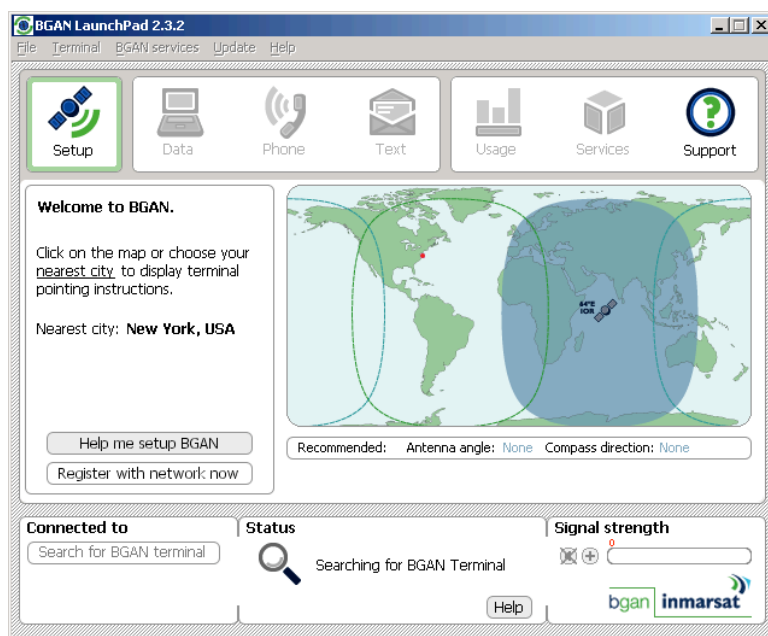


## 1.0. Upgrading software via BGAN LaunchPad

### 1.1. Upgrading BGAN LaunchPad

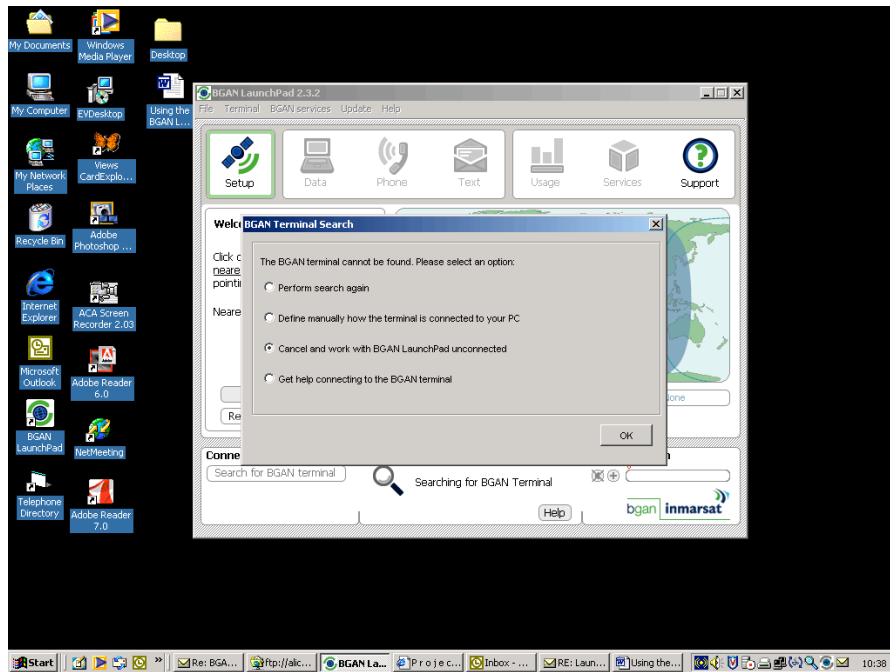
a. Open BGAN LaunchPad while connected to a your corporate LAN. You can also do this over BGAN but you will be charged for the download.

b. Wait for the terminal search process (show below) to complete. This may take a couple of minutes.

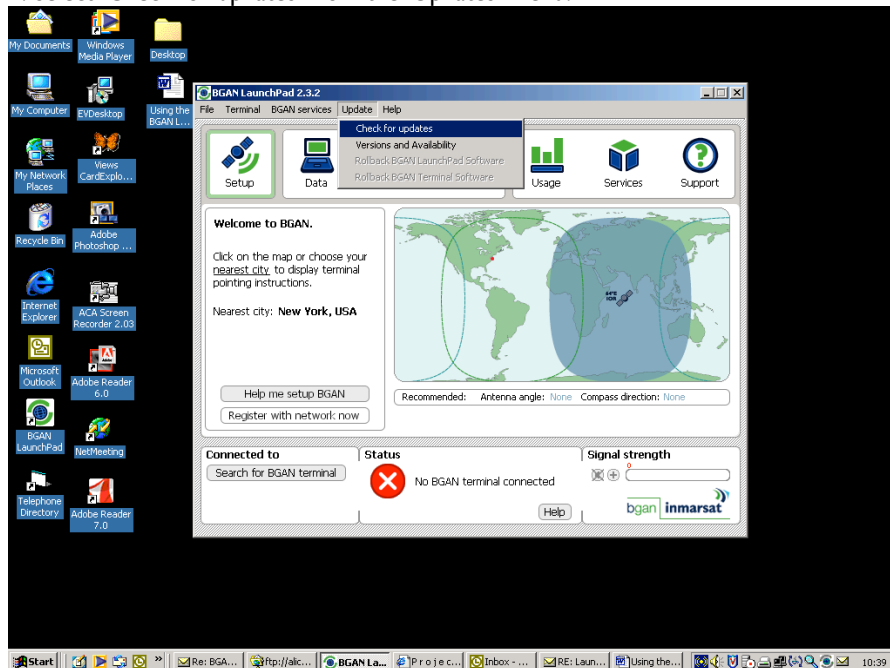




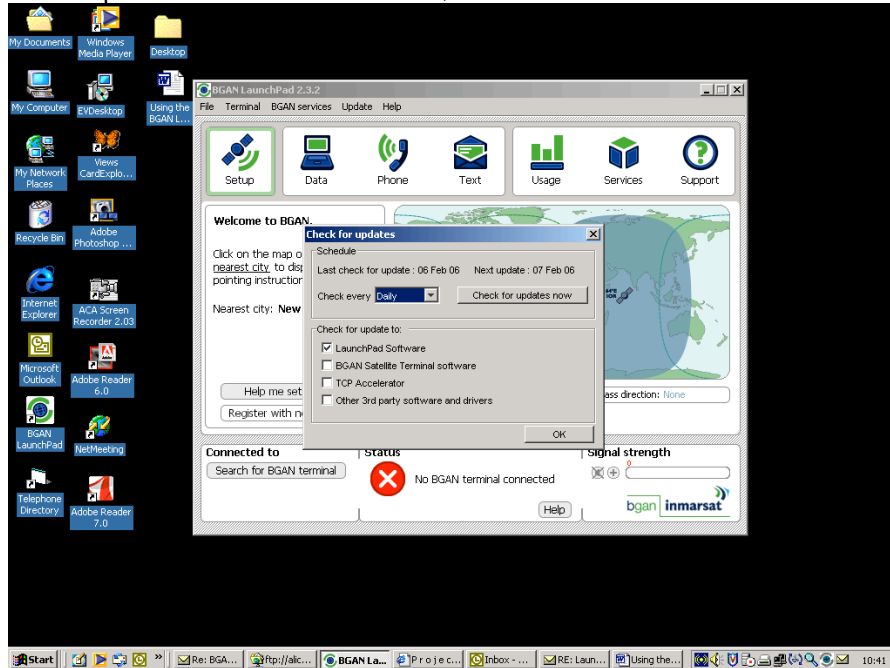
c. When the screen below appears, select 'OK'



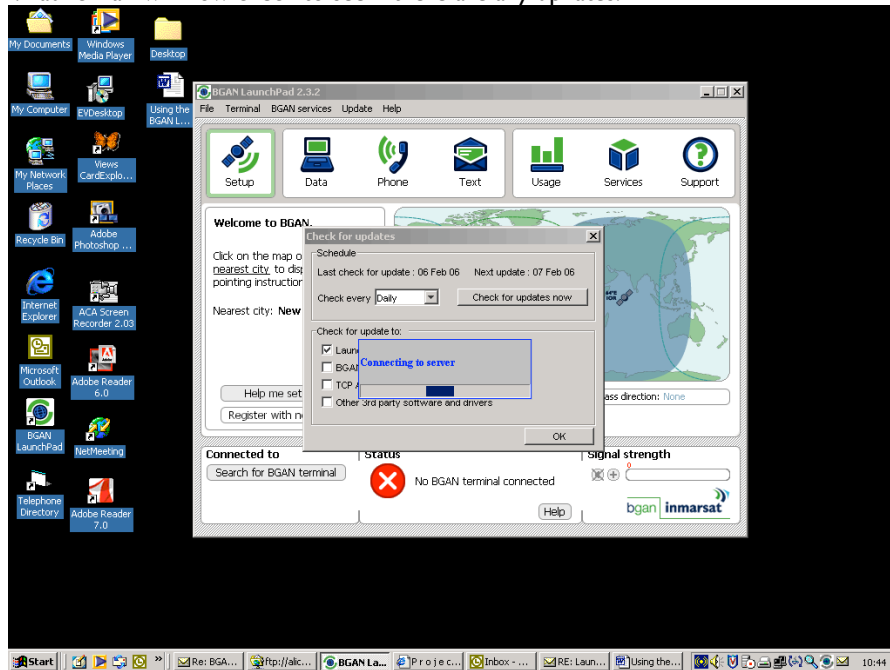
d. Select 'Check for updates' from the 'Updates' menu:



e. When presented with the screen below, check 'LaunchPad software' and click 'check for updates now'.

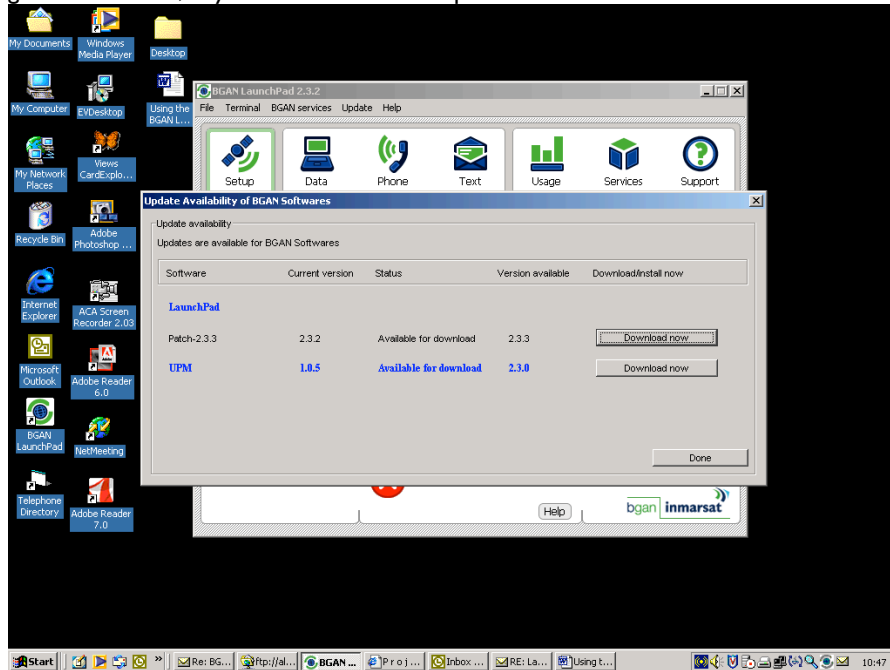


f. LaunchPad will now check to see if there are any updates:





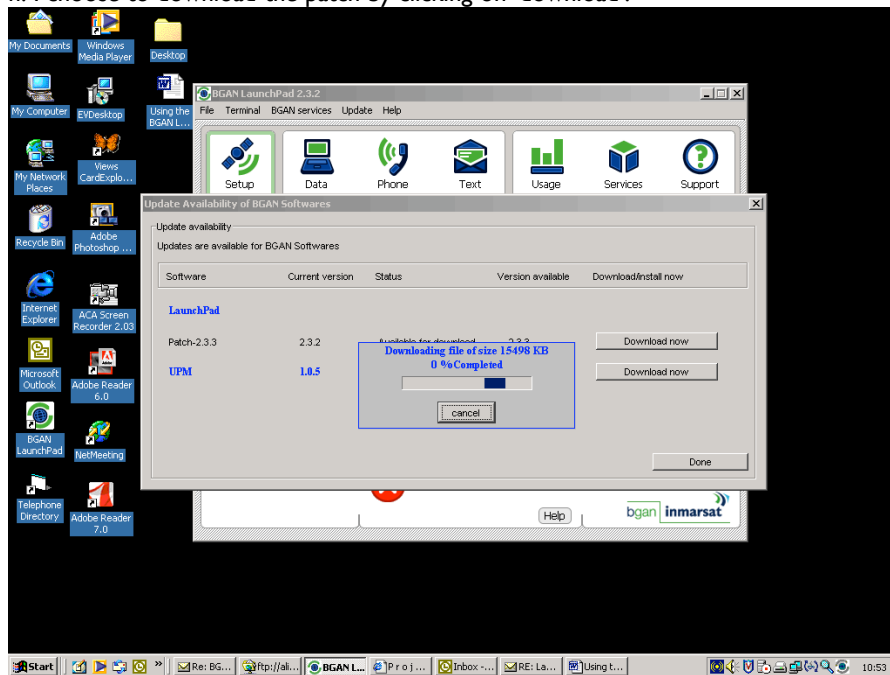
g. Once checked, any new software will be presented.



Presented here are:

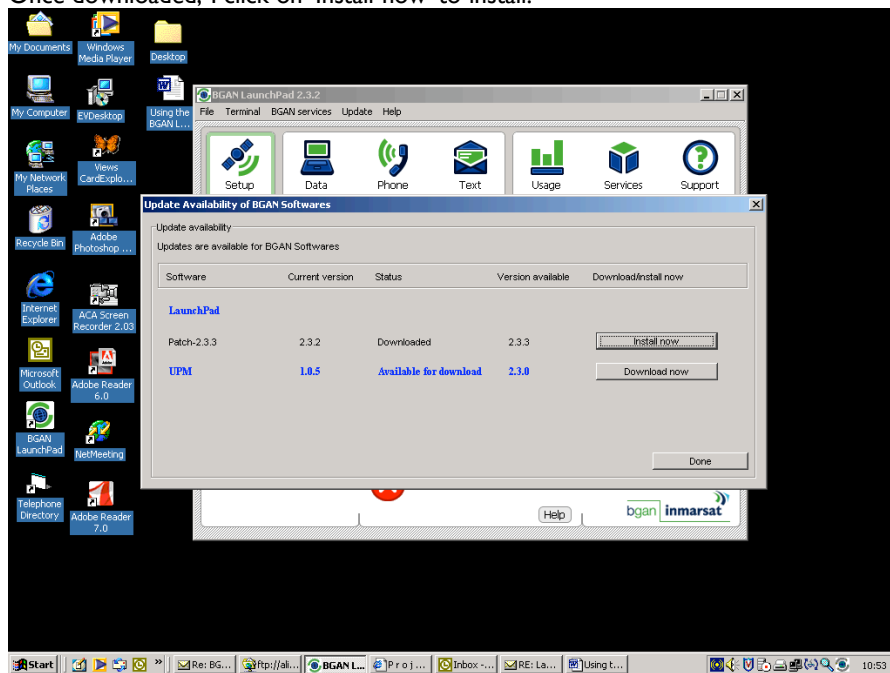
- Patch 2.3.3 for BGAN LaunchPad.
- UPM – User Profile Manager, the profile editing software for use with the corporate version of the software.

h. I choose to download the patch by clicking on 'download':

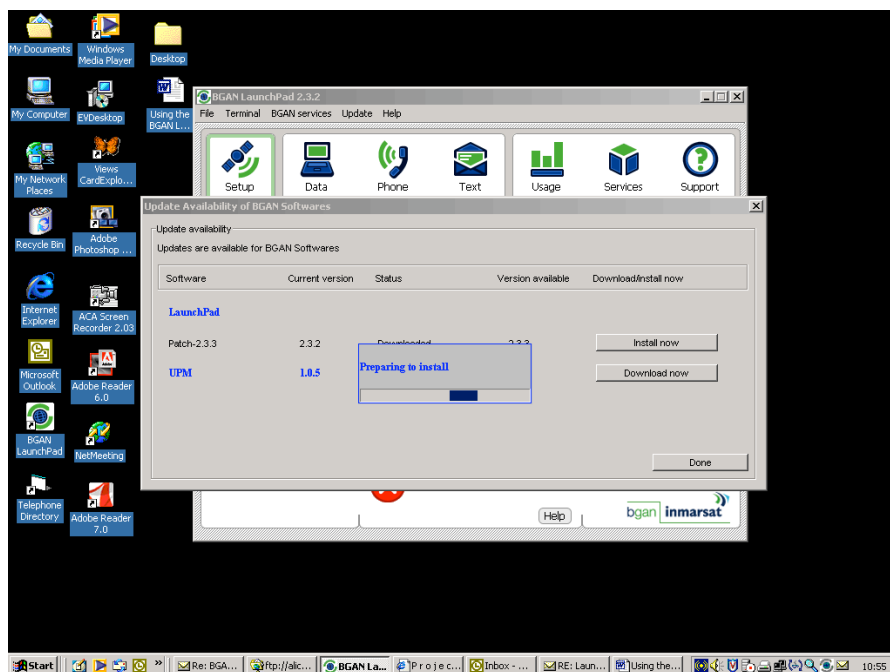




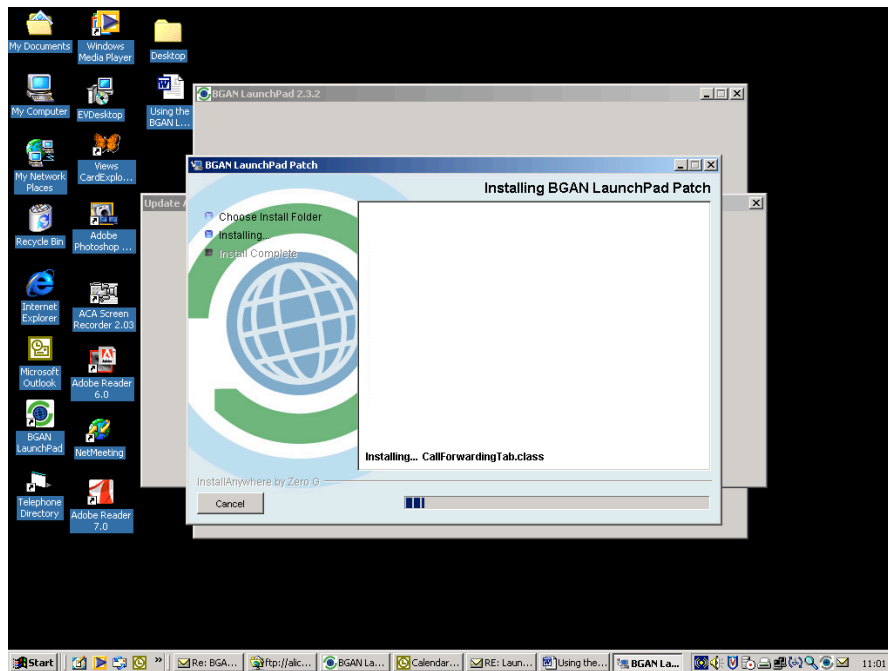
Once downloaded, I click on 'Install now' to install:



Please wait while LaunchPad prepares the installation. This can take a couple of minutes.



When the installer window appears, click through the instructions:



12. Once complete, restart LaunchPad and the patch will be installed.

**Please note:** You should install update patches sequentially, i.e. if the version of LaunchPad you have is 2.3.1 and you are presented with patches 2.3.2 and 2.3.3, you should install 2.3.2 first and then 2.3.3. However, if a download is clearly marked as an installer rather than a patch, this software is a fresh full installation and can be installed on its own without the need for older patches.

## 1.2. Upgrading terminal software

The update process above can also be used to download terminal software. The software presented after the check will be for the last terminal type connected to LaunchPad.

To activate this simply check 'BGAN Satellite Terminal Software' at stage 'e.' above and the latest terminal firmware will be presented.

The terminal firmware upgrade process will be automated from BGAN LaunchPad in early 2006 but until this time please contact terminal manufacturers directly for instructions on how to upgrade the terminals.

## 1.3. Downloading terminal drivers and other software

The update process above can also be used to download terminal terminal drivers. All drivers will be presented.

To activate this simply check 'Other Third Party Software and Drivers' at stage 'e.'.